

START FOLDING HERE

CUT ALONG SOLID LINE

FOLD IT UP

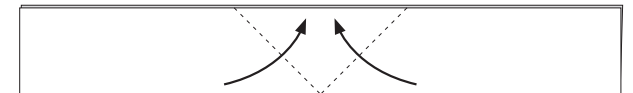
©SUTTLESTRAUS




1. Fold in half on the dotted line



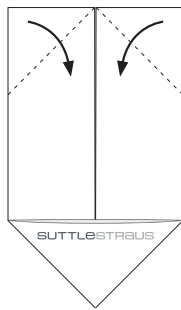
2. Your paper should look like this



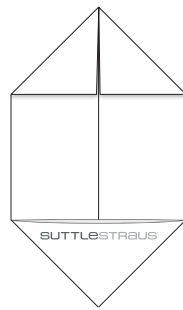
3. Fold ends up on the dotted lines



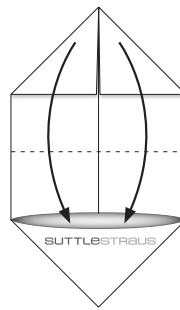
4. Flip the paper over



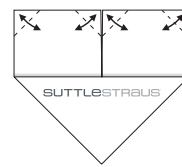
5. Fold in the top corners



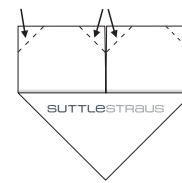
6. Your paper should look like this




7. Fold in half on the dotted line and tuck corners into pocket



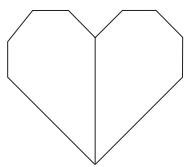
8. Crease corners and open again



7. Tuck in the corners along the creases



9. Your paper should look like this



10. Flip over and enjoy

SUTTLESTRAUS®